



STAGE KEYBOARD

YC88

YC73

YC61

SUPPLEMENTARY MANUAL

Contents

New Functions in YC Version 1.20...2
New Rotary Speaker Effect...3
New Organ Types...4
Additional Parameters for FM Organ Types...5
New EQ Type...5
New Touch Sensitivity Parameter...6
Menu Layout Changes for EG Control and Filter Control...8
New Live Set Sounds...9
New Voice...10
New Functions in YC Version 1.10...11
Changing the setting method of vibrato (CC # 1: Modulation)...12
Improved operability...13
Live Set Sound List...14
Voice List...20

## New Functions in YC Version 1.20

The following functions have been added to the YC88 / YC73 / YC61 due to the firmware version upgrade. This manual describes additions and changes with respect to the Owner's Manual that came with your instrument.

- A new rotary speaker effect has been added.
- New FM organ types have been added.
- A new setting "FM Color Type" has been added to the "Drawbar Color" setting.
- Three EQs have been added to the effect types.
- A new setting "Touch Sensitivity" has been added to the "SETTINGS".
- The locations in the menu of "EG Control" and "Filter Control" have been changed.
- New Live Set Sounds have been added.
- New Voices have been added.

# New Rotary Speaker Effect

A new rotary speaker effect, "Studio," has been added. In addition, the conventional Rtr A and Rtr B have been renamed to "Classic" and "Overdrive," respectively.

## YC88/YC73/YC61 V1.20

Effect	Explanation
Studio	Rotary speaker with three-dimensional effect and greater sense of motion.
Classic	Standard rotary speaker for organs.
Overdrive	Rotary speaker with transistor preamplifier simulation and strong distortion.

### Rotary speaker effect settings

[SETTINGS] button → [Sound] → [Rotary Speaker] → [Type]

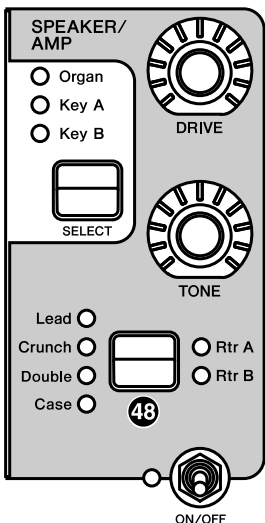
Added Rotary Speaker Type to SETTINGS.

Rotary Speaker Type can be set independently for Rtr A and Rtr B.

### Rotary Speaker Type

Function name	Description
Slot A	Sets the rotary speaker effect assigned for the Rtr A type. <b>Settings:</b> Studio, Classic, Overdrive <b>Initial setting:</b> Studio
Slot B	Sets the rotary speaker effect assigned for the Rtr B type. <b>Settings:</b> Studio, Classic, Overdrive <b>Initial setting:</b> Classic

### Selection of rotary speaker effects



If you select Rtr A or Rtr B with the 48 Effect type switch button in the SPEAKER/AMP section, you can apply the rotary speaker effect set in "Rotary speaker effect settings" above.

**NOTE**

When you select the Rtr A or Rtr B type in the SPEAKER/AMP section, you can use the [EXIT] + [TONE] knobs to directly change the "Rotary speaker effect settings" for the selected type.



# New Organ Types

New FM organ types (F4 to F6) have been added, making now a total of six FM organ types.

F1		The pure sine wave carriers make it useful for creating sounds like a pipe organ.
F2		This type consists of all square wave carriers for the operator. Suitable for creating sounds like British transistor organs.
F3		This type consists of a sawtooth wave carrier for all operators. Suitable for creating sounds like Italian transistor organs.
F4		This type has one modulator for each of the four carriers. Lowering the level of the modulator brings it closer to a square wave, and raising it increases the overtones like a sawtooth wave, creating an organ sound that is somewhere between the F2 and F3 types. The percussion sound can be turned on/off with the PERCUSSION button.
F5		Two carriers each have three modulators. By raising the level of each modulator, you can create sounds with complex overtones not found in conventional organs.
F6		This type has one modulator for each of the four carriers. Since the modulator is set to EG or LFO, increasing the level of the modulator will produce a sound with a synthesizer-like element. The percussion sound can be turned on/off with the PERCUSSION button.

## NOTE

The operator numbers for each algorithm represent the corresponding drawbars. Note that for the F4 to F6 types, the numbers (feet) displayed on the drawbar do not match the pitch of the sound.

# Additional Parameters for FM Organ Types

Added **FM Color Type** to SETTINGS—Drawbar Color.

The new FM Organ type drawbars add two attributes; in addition to the carriers, the modulators and feedback are also included. For these types of organs, the carrier will be the same color as the color set in Upper/Lower, but the modulators and feedback loops are divided into colors related to the carrier color.

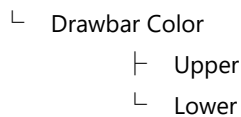
## Drawbar Color

Function name	Description
Upper	Sets the colors of the drawbar LEDs. These can be set independently for Upper and Lower. <b>Settings:</b> White, Red, Yellow, Green, Cyan, Blue, Magenta
Lower	<b>Initial setting:</b> Upper = White, Lower = Red
FM Color Type	Sets the color combination of the drawbar LEDs. It can be divided into up to 3 colors according to the attributes of carrier, modulator, and feedback. <b>Settings:</b> 1 Color: Carriers, modulators and feedback are all the same color 2 Colors: Two different colors; one for the carriers and one for the others (modulator, feedback) 3 Colors: Carriers, modulators and feedback are all different colors <b>Initial setting:</b> 3 Colors <b>NOTE</b> H type organs and F1 to F3 FM organs always have the colors set for Upper and Lower regardless of the FM Color Type.

## Comparison of old and new tree diagrams

·V1.00, V1.10

Settings



·V1.20

Settings



## New EQ Type

### YC88/YC73/YC61 V1.20

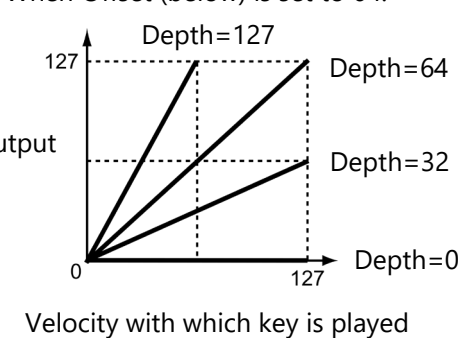
Category	Type name	Express	Description	Stereo/Mono
EQ	Tone Control	<b>E1</b>	Shelving equalizer. Use the [DEPTH] knob to adjust the low band, and the [RATE] knob to adjust the high band.	Stereo
	1 Band EQ Narrow	<b>E2</b>	Peaking equalizer with narrow Q (bandwidth). Use the [DEPTH] knob to adjust the gain, and the [RATE] knob to adjust the center frequency.	Stereo
	1 Band EQ Wide	<b>E3</b>	Peaking equalizer with wide Q (bandwidth). Use the [DEPTH] knob to adjust the gain, and the [RATE] knob to adjust the center frequency.	Stereo

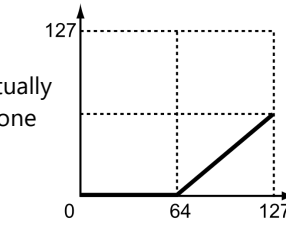
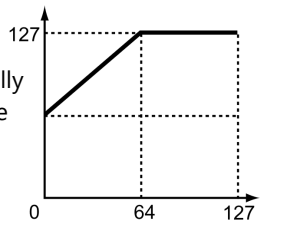
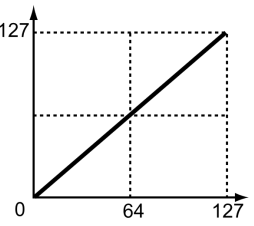
# New Touch Sensitivity Parameter

[SETTINGS] button → [Sound] → Select the voice section\* to be set → [Touch Sensitivity]  
 (\* Key A Settings / Key B Settings)

Touch Sensitivity has been added to SETTINGS, and can be set for the Voice sections of Key A and Key B.

## Touch Sensitivity

Function name	Description
Depth	<p>This parameter can be used to select how the velocities with which keys are played will affect the velocities actually output to the tone generator for the current Voice section. As shown in the graph below, the larger the value set, the greater the degree to which output velocities vary in response to changes in the playing velocity (i.e., the steeper the slope of the graph).</p> <p>If a value of 0 is set, the output velocities will be totally unaffected by different playing velocities, resulting in a response similar to that of an organ, where playing strength has practically no effect on the sound produced.</p> <p><b>Settings:</b> 0 – 127  <b>Initial setting:</b> 64</p> <p>When Offset (below) is set to 64:</p>  <p>Velocity actually output to tone generator</p> <p>Velocity with which key is played</p>

Function name	Description
Offset	<p>This parameter can be used to raise or lower all velocities output to the tone generator for the current Voice section. As shown in the graphs, 64 is subtracted from the value set here and the result is doubled to determine the actual amount by which the output velocities are adjusted. However, if the resultant output velocity is less than 1, a value of 1 is used; similarly, if the resultant output velocity is greater than 127, a value of 127 is used.</p> <p><b>Settings:</b> 0 – 127  <b>Initial setting:</b> 64</p> <div style="display: flex; justify-content: space-around;"> <div style="text-align: center;"> <p>When Depth (above) = 64 and Offset = 32</p>  <p>Velocity actually output to tone generator</p> <p>Velocity with which key is played</p> </div> <div style="text-align: center;"> <p>When Depth (above) = 64 and Offset = 96</p>  <p>Velocity actually output to tone generator</p> <p>Velocity with which key is played</p> </div> </div> <div style="text-align: center; margin-top: 20px;"> <p>When Depth (above) = 64 and Offset = 64</p>  <p>Velocity actually output to tone generator</p> <p>Velocity with which key is played</p> </div>


Voice sections where Touch Sensitivity has been changed from the default are displayed with a locked icon.




# Menu Layout Changes for EG Control and Filter Control

## Comparison of old and new tree diagrams

·V1.00, V1.10



·V1.20





# New Live Set Sounds

## YC88/YC73/YC61 V1.20

Page	No	Name	Split Point	Section	Voice Name	MSB	LSB	PC
12	1	Modern Jazz	G2	Organ	H1	63	11	1
				Key A	-			
				Key B	-			
12	2	Soft Hymn	G2	Organ	H1	63	11	2
				Key A	-			
				Key B	-			
12	3	Prog Organ	G2	Organ	H3	63	11	3
				Key A	-			
				Key B	-			
12	4	Overdriven Org	G2	Organ	H2	63	11	4
				Key A	-			
				Key B	-			
12	5	Swish Organ	G2	Organ	H1	63	11	5
				Key A	-			
				Key B	-			
12	6	FM Organ	G2	Organ	F6	63	11	6
				Key A	-			
				Key B	-			
12	7	Bell Organ	G2	Organ	F5	63	11	7
				Key A	-			
				Key B	-			
12	8	Digitorgan	G2	Organ	F4	63	11	8
				Key A	-			
				Key B	-			
13	1	Violin Layer	G2	Organ	H3	63	12	1
				Key A	Violin			
				Key B	Slow Strings			
13	2	Hollow Drawbars	C3	Organ	H1	63	12	2
				Key A	-			
				Key B	-			
13	3	Keys of Rock	G2	Organ	H3	63	12	3
				Key A	Nashville C3			
				Key B	Wvr Wide			
13	4	Rotary Piano	G2	Organ	-	63	12	4
				Key A	U1			
				Key B	C7			
13	5	At the Pub	G2	Organ	F4	63	12	5
				Key A	Musette			
				Key B	-			
13	6	Hidden Door	G2	Organ	F5	63	12	6
				Key A	Digi Pad			
				Key B	Analog Pad			
13	7	Smoky Tines	G2	Organ	F4	63	12	7
				Key A	FM Jazz Gt			
				Key B	73Rd Studio			
13	8	FM Organ Pad	G2	Organ	F5	63	12	8
				Key A	Mystic Pad			
				Key B	FM Bow RM Pad			

## Change Split Point for Live Set Sound

### YC88/YC73 V1.20

Page	No	Name	Split Point	Section	Voice Name	MSB	LSB	PC
1	5	Jazz Lead	C3	Organ	H1	63	0	5
				Key A	-			
				Key B	-			

### YC61 V1.20

Page	No	Name	Split Point	Section	Voice Name	MSB	LSB	PC
1	1	Jazz Lead	C3	Organ	H1	63	0	1
				Key A	-			
				Key B	-			

# New Voice

## YC88/YC73/YC61 V1.20

Section	Category	Sub Category	No.	Name	Parameter Value(*)
Organ	-	-	F4	F4	149
			F5	F5	150
			F6	F6	151

## New Functions in YC Version 1.10

Yamaha has upgraded the YC firmware, adding the following new functions.

This manual describes additions and changes with respect to the Owner's Manual that came with your instrument.

- The setting method of vibrato (CC # 1: Modulation) has been changed.
- Operability has been improved.
- New Live Set Sounds have been added.
- New Voices have been added.

# Changing the setting method of vibrato (CC # 1: Modulation)

The new "P.Mod" parameter (related to pitch modulation) has been added to pitch modulation in the settings for each Sound section of the Live Set Sound.

The "Modulation Lever" parameters "P.Mod Depth" and "P.Mod Speed," originally in the "Controllers" of the Live Set Sound have been moved to "P.Mod."

"P.Mod Initial" has also been added to "P.Mod."

With the "P.Mod Initial" parameter, the amount of change in P.Mod (CC #1: Modulation) can now be set to a value other than 0 when switching Live Sets.


If you change "P.Mod Initial" to a value other than the initial value (0), the **[MOD]** icon will be displayed on the top screen.



## Comparison of old and new tree diagrams

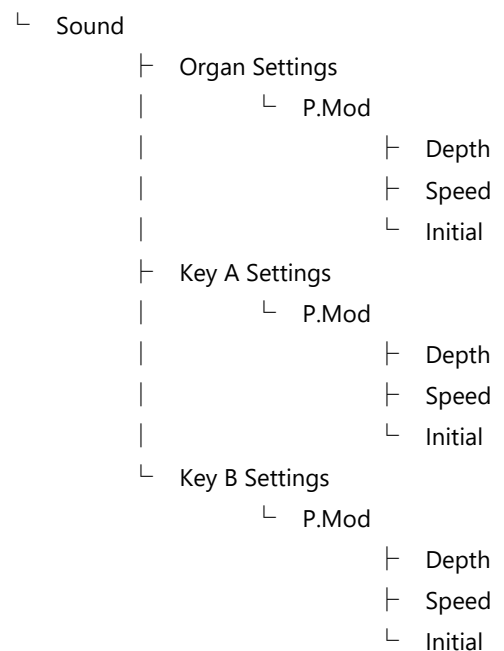
·V1.00

Settings



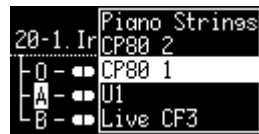
·V1.10

Settings



## Improved operability

To call up the Voice list, press and hold or double-click the Voice select switch on the top screen.



When you press the [Enter] button on a screen showing a parameter value, the level in the hierarchy now returns to the previous one. This allows you to set other parameters continuously. Press and hold the [EXIT] button to return to the top screen.

### **NOTE**

When you are in the MENU screen, press the [MENU] button to return to the top screen. When you are in the SETTINGS screen, press the [SETTINGS] button to return to the top screen.

# Live Set Sound List

V1.0

YC88

Page	No	Name	Split Point	Section	Voice Name	MSB	LSB	PC
1	1	Natural CFX	G2	Organ	-	63	0	1
				Key A	CFX			
				Key B	-			
1	2	Soulful Rd	G2	Organ	-	63	0	2
				Key A	78Rd			
				Key B	-			
1	3	FM EP 1	G2	Organ	-	63	0	3
				Key A	FM Piano DA			
				Key B	-			
1	4	FM Lead	G2	Organ	-	63	0	4
				Key A	FM Syn Lead 2			
				Key B	-			
1	5	Jazz Lead	G2	Organ	H1	63	0	5
				Key A	-			
				Key B	-			
1	6	Rock Organ 1	G2	Organ	H2	63	0	6
				Key A	-			
				Key B	-			
1	7	Gospel Shout!	G2	Organ	H1	63	0	7
				Key A	-			
				Key B	-			
1	8	Rex Direct	G2	Organ	F2	63	0	8
				Key A	-			
				Key B	-			
2	1	One Ear Upright	G2	Organ	-	63	1	1
				Key A	U1			
				Key B	-			
2	2	67 Trem EP	G2	Organ	-	63	1	2
				Key A	67Rd Dark			
				Key B	-			
2	3	80s Piano Layer	G2	Organ	-	63	1	3
				Key A	CFX			
				Key B	FM The EP			
2	4	Fat OB Brass	G2	Organ	-	63	1	4
				Key A	OB Brass 1			
				Key B	OB Brass 2			
2	5	Jazz Swish	G2	Organ	H1	63	1	5
				Key A	-			
				Key B	-			
2	6	Prog 1	G2	Organ	H2	63	1	6
				Key A	-			
				Key B	-			
2	7	Gospel Worship	G2	Organ	H1	63	1	7
				Key A	-			
				Key B	-			
2	8	Italian Organ 1	G2	Organ	F3	63	1	8
				Key A	-			
				Key B	-			
3	1	C7 w/Pad	G2	Organ	-	63	2	1
				Key A	C7			
				Key B	Analog Pad			
3	2	Wr Trem	G2	Organ	-	63	2	2
				Key A	Wr Bright			
				Key B	-			
3	3	FM EP+Pad 1	G2	Organ	-	63	2	3
				Key A	FM The EP			
				Key B	Lite Strings			
3	4	Motion Pad	G2	Organ	-	63	2	4
				Key A	Mystic Pad			
				Key B	Analog Pad			
3	5	Squabble	G2	Organ	H1	63	2	5
				Key A	-			
				Key B	-			
3	6	Casino Fire	G2	Organ	H2	63	2	6
				Key A	-			
				Key B	-			

Page	No	Name	Split Point	Section	Voice Name	MSB	LSB	PC
3	7	H Split Ld/Ba	G2	Organ	H1	63	2	7
				Key A	-			
				Key B	-			
3	8	Church	G2	Organ	F1	63	2	8
				Key A	-			
				Key B	-			

# V1.0

## YC73

Page	No	Name	Split Point	Section	Voice Name	MSB	LSB	PC
1	1	Soulful Rd	G2	Organ	-	63	0	1
				Key A	78Rd			
				Key B	-			
1	2	Natural CFX	G2	Organ	-	63	0	2
				Key A	CFX			
				Key B	-			
1	3	FM EP 1	G2	Organ	-	63	0	3
				Key A	FM Piano DA			
				Key B	-			
1	4	FM Lead	G2	Organ	-	63	0	4
				Key A	FM Syn Lead2			
				Key B	-			
1	5	Jazz Lead	G2	Organ	H1	63	0	5
				Key A	-			
				Key B	-			
1	6	Rock Organ 1	G2	Organ	H2	63	0	6
				Key A	-			
				Key B	-			
1	7	Gospel Shout!	G2	Organ	H1	63	0	7
				Key A	-			
				Key B	-			
1	8	Rex Direct	G2	Organ	F2	63	0	8
				Key A	-			
				Key B	-			
2	1	67 Trem EP	G2	Organ	-	63	1	1
				Key A	67Rd Dark			
				Key B	-			
2	2	One Ear Upright	G2	Organ	-	63	1	2
				Key A	U1			
				Key B	-			
2	3	80s Piano Layer	G2	Organ	-	63	1	3
				Key A	CFX			
				Key B	FM The EP			
2	4	Fat OB Brass	G2	Organ	-	63	1	4
				Key A	OB Brass 1			
				Key B	OB Brass 2			
2	5	Jazz Swish	G2	Organ	H1	63	1	5
				Key A	-			
				Key B	-			
2	6	Prog 1	G2	Organ	H2	63	1	6
				Key A	-			
				Key B	-			
2	7	Gospel Worship	G2	Organ	H1	63	1	7
				Key A	-			
				Key B	-			
2	8	Italian Organ 1	G2	Organ	F3	63	1	8
				Key A	-			
				Key B	-			
3	1	Wr Trem	G2	Organ	-	63	2	1
				Key A	Wr Bright			
				Key B	-			
3	2	C7 w/Pad	G2	Organ	-	63	2	2
				Key A	C7			
				Key B	Analog Pad			
3	3	FM EP+Pad 1	G2	Organ	-	63	2	3
				Key A	FM The EP			
				Key B	Lite Strings			
3	4	Motion Pad	G2	Organ	-	63	2	4
				Key A	Mystic Pad			
				Key B	Analog Pad			
3	5	Squabble	G2	Organ	H1	63	2	5
				Key A	-			
				Key B	-			
3	6	Casino Fire	G2	Organ	H2	63	2	6
				Key A	-			
				Key B	-			

Page	No	Name	Split Point	Section	Voice Name	MSB	LSB	PC
3	7	H Split Ld/Ba	G2	Organ	H1	63	2	7
				Key A	-			
				Key B	-			
3	8	Church	G2	Organ	F1	63	2	8
				Key A	-			
				Key B	-			

# V1.0

## YC61

Page	No	Name	Split Point	Section	Voice Name	MSB	LSB	PC
1	1	Jazz Lead	G2	Organ	H1	63	0	1
				Key A	-			
				Key B	-			
1	2	Rock Organ 1	G2	Organ	H2	63	0	2
				Key A	-			
				Key B	-			
1	3	Gospel Shout!	G2	Organ	H1	63	0	3
				Key A	-			
				Key B	-			
1	4	Rex Direct	G2	Organ	F2	63	0	4
				Key A	-			
				Key B	-			
1	5	Soulful Rd	G2	Organ	-	63	0	5
				Key A	78Rd			
				Key B	-			
1	6	Natural CFX	G2	Organ	-	63	0	6
				Key A	CFX			
				Key B	-			
1	7	FM EP 1	G2	Organ	-	63	0	7
				Key A	FM Piano DA			
				Key B	-			
1	8	FM Lead	G2	Organ	-	63	0	8
				Key A	FM Syn Lead2			
				Key B	-			
2	1	Jazz Swish	G2	Organ	H1	63	1	1
				Key A	-			
				Key B	-			
2	2	Prog 1	G2	Organ	H2	63	1	2
				Key A	-			
				Key B	-			
2	3	Gospel Worship	G2	Organ	H1	63	1	3
				Key A	-			
				Key B	-			
2	4	Italian Organ 1	G2	Organ	F3	63	1	4
				Key A	-			
				Key B	-			
2	5	67 Trem EP	G2	Organ	-	63	1	5
				Key A	67Rd Dark			
				Key B	-			
2	6	One Ear Upright	G2	Organ	-	63	1	6
				Key A	U1			
				Key B	-			
2	7	80s Piano Layer	G2	Organ	-	63	1	7
				Key A	CFX			
				Key B	FM The EP			
2	8	Fat OB Brass	G2	Organ	-	63	1	8
				Key A	OB Brass 1			
				Key B	OB Brass 2			
3	1	Squabble	G2	Organ	H1	63	2	1
				Key A	-			
				Key B	-			
3	2	Casino Fire	G2	Organ	H2	63	2	2
				Key A	-			
				Key B	-			
3	3	H Split Ld/Ba	G2	Organ	H1	63	2	3
				Key A	-			
				Key B	-			
3	4	Church	G2	Organ	F1	63	2	4
				Key A	-			
				Key B	-			
3	5	Wr Trem	G2	Organ	-	63	2	5
				Key A	Wr Bright			
				Key B	-			
3	6	C7 w/Pad	G2	Organ	-	63	2	6
				Key A	C7			
				Key B	Analog Pad			

Page	No	Name	Split Point	Section	Voice Name	MSB	LSB	PC
3	7	FM EP+Pad 1	G2	Organ	-	63	2	7
				Key A	FM The EP			
				Key B	Lite Strings			
3	8	Motion Pad	G2	Organ	-	63	2	8
				Key A	Mystic Pad			
				Key B	Analog Pad			



# V1.0

## YC88/YC73/YC61

Page	No	Name	Split Point	Section	Voice Name	MSB	LSB	PC
4	1	Clean Amp	G2	Organ	H3	63	3	1
				Key A	-			
				Key B	-			
4	2	H Split Ld/Chd	C3	Organ	H1	63	3	2
				Key A	-			
				Key B	-			
4	3	F1 Jazz	G2	Organ	F1	63	3	3
				Key A	-			
				Key B	-			
4	4	Rex Rotary	G2	Organ	F2	63	3	4
				Key A	-			
				Key B	-			
4	5	Rex Amp	G2	Organ	F2	63	3	5
				Key A	-			
				Key B	-			
4	6	Italian Organ 2	G2	Organ	F3	63	3	6
				Key A	-			
				Key B	-			
4	7	Italian Organ 3	G2	Organ	F3	63	3	7
				Key A	-			
				Key B	-			
4	8	F2 / RdBa	G2	Organ	F2	63	3	8
				Key A	78Rd			
				Key B	-			
5	1	CFX Bright	G2	Organ	-	63	4	1
				Key A	CFX			
				Key B	-			
5	2	C7	G2	Organ	-	63	4	2
				Key A	C7			
				Key B	-			
5	3	70's C7	G2	Organ	-	63	4	3
				Key A	C7			
				Key B	-			
5	4	Showbiz Upright	G2	Organ	-	63	4	4
				Key A	U1			
				Key B	-			
5	5	AP+Strings	G2	Organ	-	63	4	5
				Key A	CFX			
				Key B	Fast Strings			
5	6	Bass Stays Home	G2	Organ	-	63	4	6
				Key A	Upright Bass			
				Key B	C7			
5	7	78Rd Chorus	G2	Organ	-	63	4	7
				Key A	78Rd			
				Key B	-			
5	8	67Rd Overdrive	G2	Organ	-	63	4	8
				Key A	67Rd Bright			
				Key B	-			
6	1	Wr Dist	G2	Organ	-	63	5	1
				Key A	Wr Warm			
				Key B	-			
6	2	FM EP 2	G2	Organ	-	63	5	2
				Key A	FM The EP			
				Key B	-			
6	3	FM EP 3	G2	Organ	-	63	5	3
				Key A	FM Pfs Heart			
				Key B	-			
6	4	FM EP 4	G2	Organ	-	63	5	4
				Key A	FM Urban EP			
				Key B	FM DX EP			
6	5	FM EP 5	G2	Organ	-	63	5	5
				Key A	FM The EP			
				Key B	FM DX Road			
6	6	Magic Piano	G2	Organ	-	63	5	6
				Key A	67Rd Dark			
				Key B	FM Pfs Heart			

Page	No	Name	Split Point	Section	Voice Name	MSB	LSB	PC
6	7	80s Soundtrack	G2	Organ	-	63	5	7
				Key A	78Rd			
				Key B	Analog Pad			
6	8	FM EP+Pad 2	G2	Organ	-	63	5	8
				Key A	FM Pfs Heart			
				Key B	Analog Pad			
7	1	Swell Backgrnd	C3	Organ	-	63	6	1
				Key A	FM Saw Pad			
				Key B	67Rd Dark			
7	2	Bass and 73Rd	G2	Organ	-	63	6	2
				Key A	Finger Bass			
				Key B	73Rd			
7	3	Analog Pad	G2	Organ	-	63	6	3
				Key A	Analog Pad			
				Key B	Noble Pad			
7	4	Fat Pad	G2	Organ	-	63	6	4
				Key A	JP Strings			
				Key B	Analog Pad			
7	5	Massive FM	G2	Organ	-	63	6	5
				Key A	FM Saw Pad			
				Key B	FM BellSquare			
7	6	Smooth Strings	G2	Organ	-	63	6	6
				Key A	FM Syn Str			
				Key B	JP Strings			
7	7	Stringy Octaves	G2	Organ	-	63	6	7
				Key A	Oct Syn Str			
				Key B	Unison Str			
7	8	Synth Brass	G2	Organ	-	63	6	8
				Key A	SynthBrass1			
				Key B	SynthBrass4			
8	1	Analog Lead	G2	Organ	-	63	7	1
				Key A	Classic Mini			
				Key B	-			
8	2	Expressive Lead	G2	Organ	-	63	7	2
				Key A	Sine Lead			
				Key B	Classic Mini			
8	3	Monster Lead	G2	Organ	-	63	7	3
				Key A	FM SynLead1			
				Key B	FM SynLead2			
8	4	Ep/Lead Split 1	G2	Organ	-	63	7	4
				Key A	73Rd			
				Key B	Soft Square			
8	5	Ep/Lead Split 2	G2	Organ	-	63	7	5
				Key A	FM DX EP			
				Key B	Mini Lead			
8	6	Pad/Lead	G2	Organ	-	63	7	6
				Key A	Analog Pad			
				Key B	Funky Mini			
8	7	Icy Split	C3	Organ	-	63	7	7
				Key A	Digi Pad			
				Key B	Mini Lead			
8	8	Sticky Bass	G2	Organ	-	63	7	8
				Key A	1o1 Bass			
				Key B	Analog Bass			
9	1	Aggressive Bass	G2	Organ	-	63	8	1
				Key A	1o1 Bass			
				Key B	Analog Bass			
9	2	Dual Bass	G2	Organ	-	63	8	2
				Key A	FM Saw Pad			
				Key B	Unison Bass			
9	3	FM Harmonic Ba	G2	Organ	-	63	8	3
				Key A	Mini Sub Bass			
				Key B	FM Tear Bass			
9	4	Syn Bell 1	G2	Organ	-	63	8	4
				Key A	Heaven Bell			
				Key B	-			

Page	No	Name	Split Point	Section	Voice Name	MSB	LSB	PC
9	5	Syn Bell 2	G2	Organ	-	63	8	5
				Key A	Far Away FM			
				Key B	-			
9	6	Concerto Goldo	G2	Organ	-	63	8	6
				Key A	Slow Strings			
				Key B	Violin			
9	7	String Ensemble	G2	Organ	-	63	8	7
				Key A	Fast Strings			
				Key B	Violin			
9	8	Big Fanfare	G2	Organ	-	63	8	8
				Key A	Marcato Str			
				Key B	Brass 3			
10	1	Classic Gt.	G2	Organ	-	63	9	1
				Key A	Classic Gt			
				Key B	-			
10	2	Steel Gt.	G2	Organ	-	63	9	2
				Key A	Steel Gt			
				Key B	-			
10	3	Clean Gt.	G2	Organ	-	63	9	3
				Key A	Clean Gt 1			
				Key B	-			
10	4	Brass Section	G2	Organ	-	63	9	4
				Key A	Brass 1			
				Key B	-			
10	5	Brass w/Sax	G2	Organ	-	63	9	5
				Key A	Brass 1			
				Key B	Brass 2			
10	6	Upright Bass	G2	Organ	-	63	9	6
				Key A	Upright Bass			
				Key B	-			
10	7	Fingered Bass	G2	Organ	-	63	9	7
				Key A	Finger Bass			
				Key B	-			
10	8	Slap Bass	G2	Organ	-	63	9	8
				Key A	Slap Bass			
				Key B	-			

## Additional new Live Set Sounds

### YC88/YC73/YC61 V1.10

Page	No	Name	Split Point	Section	Voice Name	MSB	LSB	PC
11	1	Nashville C3	G2	Organ	-	63	10	1
				Key A	Nashville C3			
				Key B	-			
11	2	Early 80s Layer	G2	Organ	-	63	10	2
				Key A	Nashville C3			
				Key B	74Rd Stage			
11	3	Live CF3	G2	Organ	-	63	10	3
				Key A	Live CF3			
				Key B	-			
11	4	BigCF+Pad	G2	Organ	-	63	10	4
				Key A	Live CF3			
				Key B	Analog Pad			
11	5	73Rd Studio	G2	Organ	-	63	10	5
				Key A	73Rd Studio			
				Key B	-			
11	6	Ballad Rd Layer	G2	Organ	-	63	10	6
				Key A	73Rd Studio			
				Key B	FM Pfs Heart			
11	7	74Rd Stage	G2	Organ	-	63	10	7
				Key A	74Rd Stage			
				Key B	-			
11	8	Rotating EP	G2	Organ	-	63	10	8
				Key A	74Rd Stage			
				Key B	-			

# Voice List

V1.0

YC88/YC73/YC61

Section	Category	Sub Category	No.	Name	Parameter Value(*)	
Organ			H1	H1	0	
			H2	H2	1	
			H3	H3	2	
			F1	F1	3	
			F2	F2	4	
Keys A/B	Piano	Grand	01	CFX	6	
			02	S700	7	
			03	C7	8	
		Upright	06	U1	9	
			CP	07	CP80 1	10
		08		CP80 2	11	
		Layer	09	Piano Strings	12	
			10	Piano Synth	13	
		E.Piano	Rd	01	78Rd	14
				02	75Rd Funky	15
	03			73Rd	16	
	04			67Rd Dark	17	
	05			67Rd Bright	18	
	Wr		08	Wr Warm	19	
			09	Wr Bright	20	
			10	Wr Wide	21	
	Clavi		11	Clavi B	22	
			12	Clavi S	23	
		13	Harpsichord	24		
	FM	14	FM Piano DA	25		
		15	FM DX Road	26		
		16	FM The EP	27		
		17	FM DX EP	28		
		18	FM Pfs Heart	29		
		19	FM Urban EP	30		
		20	FM PowerClavi	31		
	Synth	Pad	01	FM Saw Pad	32	
			02	Analog Pad	33	
			03	Dark Light	34	
			04	Digi Pad	35	
			05	Noble Pad	36	
			06	Pop Pad	37	
			07	Fat Saw	38	
08			Angel Pad	39		
09			FM BellSquare	40		
10			FM Cloud Pad	41		
11			FM Bow RM Pad	42		
12			Itopia	43		
13			Mystic Pad	44		
14			Nowhere	45		
15			FM Choir	46		
16			Lite Strings	47		
Strings		17	JP Strings	48		
		18	FM Syn Str	49		
		19	Pop Syn Str	50		
		20	Unison Str	51		
		21	Oct Syn Str	52		
Brass		22	Synth Brass 1	53		
		23	Synth Brass 2	54		
	24	Synth Brass 3	55			
	25	Synth Brass 4	56			
	26	OB Brass 1	57			
	27	OB Brass 2	58			
	28	OB Brass 3	59			
	29	FM Brass	60			
	30	FM Brass Ens	61			
Lead	31	FM Syn Lead 1	62			
	32	FM Syn Lead 2	63			
	33	Classic Mini	64			

Section	Category	Sub Category	No.	Name	Parameter Value(*)		
Keys A/B	Synth	Lead	34	Mini Lead	65		
			35	Funky Mini	66		
			36	Sine Lead	67		
			37	Square Lead	68		
			38	Soft Square	69		
			39	Dirty Hook	70		
			40	Sync Saw Lead	71		
			41	Nu Mini	72		
			42	5th Lead	73		
			43	Calliope Lead	74		
			Bass	44	Mini Sub Bass	75	
				45	Analog Bass	76	
				46	1o1 Bass	77	
				47	Synth Bass	78	
				48	FM Tear Bass	79	
				49	FM DX E.Bass	80	
				50	FM BoogieBass	81	
				51	FM SuperBass	82	
				52	Unison Bass	83	
				53	FM Owl Bass	84	
				ChromPerc	54	FM Glocken	85
					55	FM Far Away	86
					56	Digi Bell	87
					57	FM Brite Comp	88
					58	Heaven Bell	89
					59	FM Tblr Bells	90
					Others	Strings	01
			02	Marcato Str			92
			03	Fast Strings			93
			04	Tremolo Str			94
			05	Pizzicato			95
			06	Tape Strings			96
			07	Violin			97
			08	Cello			98
			Guitar	09		Classic Gt	99
				10		Steel Gt	100
				11		12Strings Gt	101
				12		FM Jazz Gt	102
				13		Clean Gt 1	103
				14		Clean Gt 2	104
				15		Clean Gt 3	105
				16		Banjo	106
				17		Sitar	107
		18		Shamisen		108	
		19		Koto		109	
		Brass	20	Brass 1	110		
			21	Brass 2	111		
			22	Brass 3	112		
			23	Sf. Brass	113		
			24	Trumpet	114		
			25	Trombone	115		
			26	Horn 1	116		
			27	Horn 2	117		
		Sax/Winds	28	Sax Section 1	118		
			29	Sax Section 2	119		
			30	Soprano Sax	120		
			31	Alto Sax	121		
			32	Tenor Sax	122		
			33	Baritone Sax	123		
			34	Jazz Flute	124		
			35	Alto Flute	125		
			36	Tape Flute	126		
			37	Harmonica	127		
			38	FM Harmonica	128		
			39	Pan Flute	129		
			40	Bag Pipe	130		
			41	Shakuhachi	131		
		Bass	42	Upright Bass	132		
			43	Finger Bass	133		

Section	Category	Sub Category	No.	Name	Parameter Value(*)
Keys A/B	Others	Bass	44	Pick Bass	134
			45	Fretless Bass	135
			46	Slap Bass	136
		ChromPerc	47	Glocken	137
			48	Jazz Vibes	138
			49	Marimba	139
			50	Xylophone	140
			51	Tubular Bell	141
			52	Kalimba	142
		Others	53	Accordion	143
54	Musette		144		

## Additional new Voices YC88/YC73/YC61 V1.10

Section	Category	Sub Category	No.	Name	Parameter Value(*)
Keys A/B	Piano	Grand	04	Nashville C3	145
			05	Live CF3	146
	E.Piano	Rd	06	73Rd Studio	147
			07	74Rd Stage	148

\*This is the number used for the "Voice Number" parameters.